




Flow of Psychiatric Patients Through Emergency/Crisis System

INFLOW

PSYCHIATRIC EMERGENCY/CRISIS

OUTFLOW



WALK-IN




EMS



POLICE



MED/
SURGICAL



PROVIDER

Treatment Centers



1. DILEY RIDGE MEDICAL CENTER

Inflow: 20
Outflow to Inpatient: 8

2. DOCTORS HOSPITAL


Inflow: 800
Outflow to Inpatient: 316

3. DUBLIN METHODIST HOSPITAL

Inflow: 250
Outflow to Inpatient: 101

4. GRANT MEDICAL CENTER

Inflow: 1,000
Outflow to Inpatient: 466



5. MOUNT CARMEL EAST

Inflow: 1,000
Outflow to Inpatient: 444

6. MOUNT CARMEL ST. ANN'S

Inflow: 1,000
Outflow to Inpatient: 367

7. UNIVERSITY HOSPITAL EAST

Inflow: 1,000
Outflow to Inpatient: 394

8. MOUNT CARMEL WEST

Beds: 20
Inflow: 1800
Outflow to Inpatient: 792
M M C



9. NATIONWIDE CHILDREN'S

Beds: 16; 7 crisis
M C

10. OSU WEXNER/HARDING

Beds: 82*
Inflow: 5,000
Outflow to Inpatient: 1,897
M M C

11. RIVERSIDE METHODIST HOSPITAL

Beds: 39
Inflow: 5,000
Outflow to Inpatient: 1,236
M M C

12. DUBLIN SPRINGS

Beds: 72
M C



13. OHIO HOSPITAL FOR PSYCHIATRY

Beds: 90
M C

14. TWIN VALLEY

Beds: 75
S

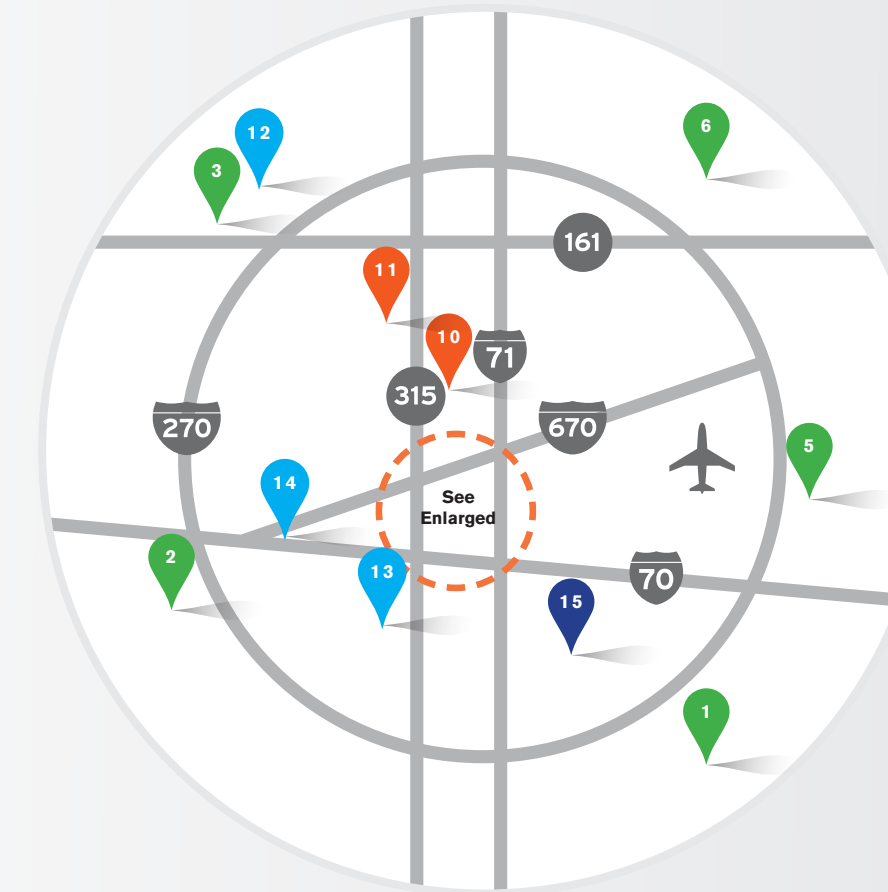
15. MARYHAVEN

Beds: 24 Detox

16. NETCARE

Beds: 26 crisis, 9 CSU
Inflow: 22000
Outflow to Inpatient: 3,042

Greater Columbus



Downtown Columbus



Key

MAP SITE TYPE

- Emergency Department
- Emergency Department with Inpatient Beds
- Inpatient Beds
- Other

INSURANCE

- Medicaid
- Medicare
- Commercial
- Self Pay

44%

EMERGENCY → INPATIENT ADMISSION

56%

EMERGENCY → DISCHARGED HOME

HIGH UTILIZERS

15,869

TOTAL INPATIENT PSYCH ADMISSIONS (2014)

PATIENTS WITH 3 OR MORE ADMISSIONS IN 2014: 755
MEDICAID: 494 / MEDICARE: 146
PRIVATE INSURANCE: 119 / UNINSURED: 50
TOTAL # ADMISSIONS FOR HIGH UTILIZERS: 2,930

3,291

TOTAL # OF ED VISITS FOR HIGH UTILIZERS (2014)

PATIENTS WITH 6 OR MORE ED VISITS: 371
MEDICAID: 255 / MEDICARE: 70
PRIVATE INSURANCE: 27 / UNINSURED: 132

NOTE: Payor count is higher than patient count because patients have more than one payor during the 12-month period. Data reflects adults seen at Mount Carmel Health System, OhioHealth or OSU Wexner Medical Center facilities.

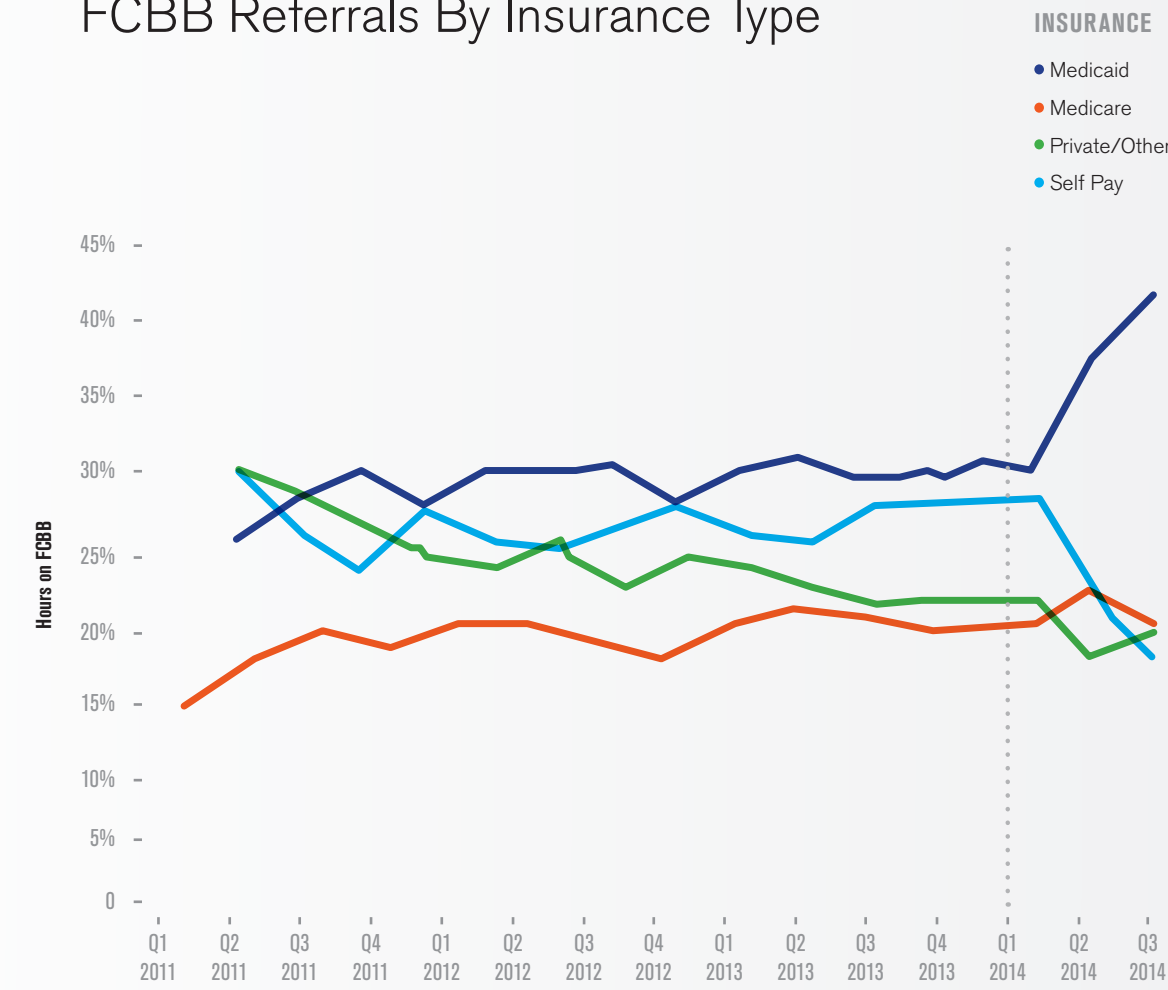
EMERGENCY → INPATIENT

Sending and Receiving Facilities (2014)

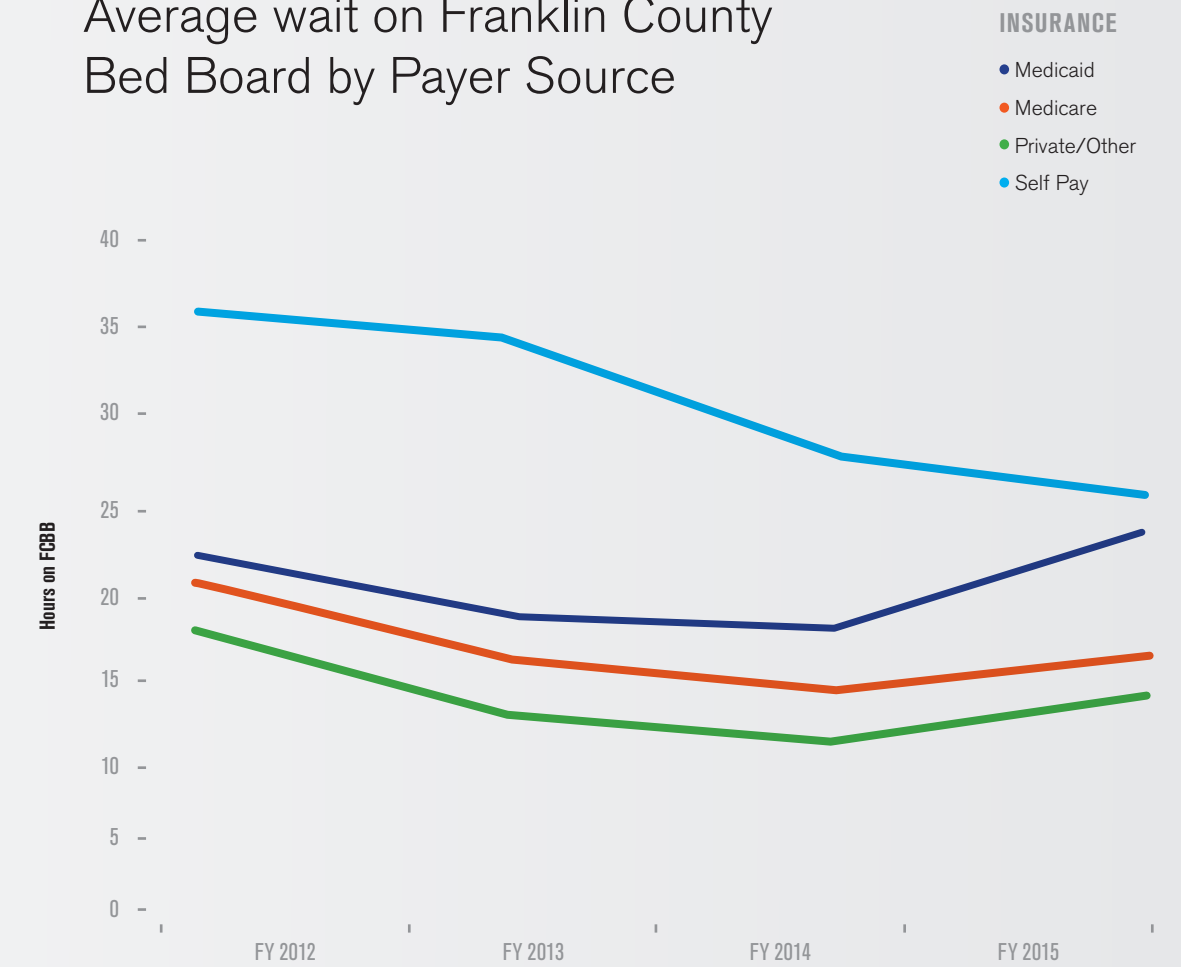
SENDING FACILITY	NetCare/OSU	NetCare/OSUW	Diley Ridge	Deobars	Dublin	Grant	MCE	MCSC	MCW	OSU	OSU East	Riverside	St Ann	Westerville	Total
Dublin Springs	166	208	3	34	22	38	71	1	79	126	21	149	51	11	980
Mt Carmel West	121	172	2	11	2	20	182	10	431	13	1	30	115	1	1111
NetCare	97	137		60	14	111	71	1	101	140	75	145	78	5	1035
Riverside	116	147		161	40	233	11		23	19	6	742	12	14	1524
OHP	188	257	3	42	20	46	100	2	139	106	27	136	101	9	1176
OSU	65	94		5	3	16	5	1	16	1448	257	29	4	4	1947
TVBH	361	913		3		2	4		3	45	7	5	6	2	1351
Total	1114	1928	8	316	101	466	444	15	792	1897	394	1236	367	46	9124

Source: Franklin County Bedboard, Central Ohio Hospital Council

FCBB Referrals By Insurance Type



Average wait on Franklin County Bed Board by Payer Source



INPATIENT → COMMUNITY MENTAL HEALTH

NOTE: Before discharge from an inpatient unit, hospitals strive to link patients with an outpatient provider for ongoing care. This is a list of some adult community mental health centers, most of which contract with the Franklin County ADAMH Board for linkage. Patients also receive outpatient care in hospital-based outpatient facilities, community health centers and private physician practices.



1. AMETHYST

Medicare: N/A
Medicaid: N/A
County Funded: N/A
Private Insurance: N/A

2. COMPRUG

Medicare: N/A
Medicaid: N/A
County Funded: N/A
Private Insurance: N/A

3. COMMUNITY SUPPORT NETWORK

Medicare: 70
Medicaid: 124
County Funded: 196

4. SYNTERO

Medicare: 242
Medicaid: 1474
County Funded: 1490
Private Insurance: 1527
Self Pay: 253

5. ACCESS OHIO

Medicare: N/A
Medicaid: N/A
County Funded: N/A
Private Insurance: N/A
Self Pay: N/A



6. COLUMBUS AREA INTEGRATED HEALTH SERVICES, INC.

Medicare: N/A
Medicaid: N/A
County Funded: N/A
Private Insurance: N/A

7. CONCORD COUNSELING SERVICES

Medicare: 390
Medicaid: 835
County Funded: 828
Private Insurance: 489

8. MARYHAVEN

County Funded: 1076
Private Insurance: 6

9. NORTH CENTRAL MENTAL HEALTH SERVICES

Medicare: 537
Medicaid: 3965
County Funded: 1996
Private Insurance: 32
Self Pay: 112

10. NORTH COMMUNITY COUNSELING CENTERS INC.

Medicare: 122
Medicaid: 1096
County Funded: 1239
Private Insurance: 57

11. SOUTHEAST HEALTHCARE SERVICES

Medicare: 8
Medicaid: 2423
County Funded: 1892
Private Insurance: 0
Self Pay: 248

Greater Columbus

MAP SITE TYPE

- AOD
- MH
- Both

